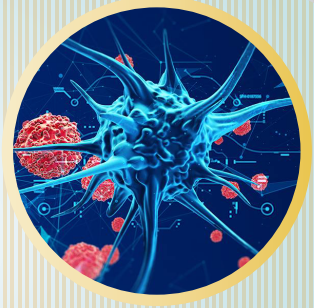
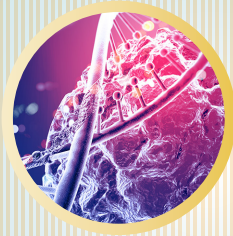
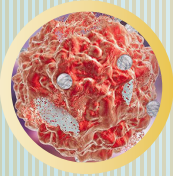




9th ANNUAL TELANGANA STATE IRIA CONFERENCE 2023

THEME:

**INDO US IMAGING
UPDATE ON RECENT ADVANCES
IN ONCO IMAGING**



13-15th October, 2023

Venue:

AIG HOSPITALS, Gachibowli, Hyderabad.

Organized by

IRIA TELANGANA STATE CHAPTER

Credit Hours awarded by TS Medical Council

MESSAGE

Dear Friends and Colleagues,

It gives us immense pleasure and privilege to welcome and invite you to our **9th Annual Telangana State Chapter Conference of Indian Radiological & Imaging Association, Onco Imaging update** from 13th to 15th October 2023 at AIG HOSPITALS, Gachibowli, Hyderabad.

The theme of the conference is on “**RECENT ADVANCES IN ONCOIMAGING**”. In continuation with the our tradition to have Indo-US Imaging update, This year we have scheduled various lectures, scientific sessions, and interactive workshops led by eminent international faculty from Moffitt Cancer Center, Tampa, Florida, USA and reputed National and local faculty. The highlights of this conference are Preconference workshops, Residents Oral and Poster presentations with attractive prizes, Roentgen and Prof Jayanarsimhulu Orations, Prof. T. Mandapal Gold Medal Competition, Film Reading Sessions, Case of the Day, Life Time Achievement Award, Felicitation of Senior Radiologists and Cultural Program with delicious Banquet.

Apart from attending a thoroughly engaging Conference, delegates will have a unique environment to meet colleagues, exchange experiences and most importantly, to create memories that will help to change the way we see and practice Radiology.

We are confident that you would find the conference insightful and motivating.

We assure you of a great academic feast and warm hospitality of the people of Hyderabad.



Dr. R. Venkataramana
President T S Chapter IRIA &
Organising Chairman



Dr. P. Krishna Mohan
General Secretary T S Chapter IRIA &
Organising Secretary

Highlights of the Conference

- Reputed 5 Members Faculty Team from Moffitt Cancer Center, Tampa, USA.
- Eminent National and local Faculty
- Pre conference workshops on Fetal Echo & Mammography.
- Prof. T. Mandapal Gold Medal Award for the Residents oral paper presentations.
- Roentgen ORATION by Prof. Shailesh B. Gaikwad, HOD, Dept. of Neuro Imaging and Interventional Neuro Radiology, AIIMS.
- Prof. T. Jayanarasimhulu Memorial Oration by Prof. Rajmohan Pasupulati, Moffitt Cancer Center, Tampa, USA.
- Film Reading Session by James Costello, Associate Prof., Moffitt Cancer Center, Tampa, USA.
- Radiology Quiz by Prof. Rajmohan Pasupulati, Moffitt Cancer Center, Tampa, USA.
- Case of the Day
- Physical Oral presentations and digital poster presentations by Residents
- Attractive 1st, 2nd and 3rd prizes with certificates for the best Oral Paper presentations and Poster presentations.

SCIENETIFIC PROGRAM

Day 1 - 13th October (Friday)

Proffered Paper Presentations & Workshops

01.30 - 02.00 pm **REGISTRATION**

WORKSHOPS

02.00 - 02.45 pm 1. Fetal Echo
- *Dr. Murali Mohan Reddy M*

02.45 - 3.30 pm 2. Mammography
- *Dr. Jwala Srikala M*

03.30 - 07.30 pm Proffered Paper Presentations by Residents

Day 2 - 14th October (Saturday)

SESSION 1

08.00 - 09.00 am REGISTRATION

09.00 - 09.30 am Triphasic MRI in HCC Pre and Post Treatment
- *Dr. Gayatri S*

09.30 - 10.00 am Imaging Biomarkers for Cholangio carcinoma
- *Dr. James Costello*

10.00 - 10.30 am The role of interventional radiology in treating intrahepatic cholangiocarcinoma
- *Dr. Bela Kis*

10.30 - 11.00 am Whole Body MRI
- *Dr. James Costello*

11.00 - 11.15 am TEA BREAK

SESSION 2

11.15 - 11.45 am Percutaneous tumor ablation in difficult locations
- *Dr. Bela Kis*

11.45 - 12.15 pm MR Imaging of the Ovaries
- *Dr. James Costello*

12.15 - 12.45 pm Trans-arterial chemoperfusion treatment of unresectable pleural mesothelioma
- *Dr. Bela Kis*

12.45 - 01.15 pm Lung Rads
- *Dr. Anitha M*

01.15 - 02.00 pm **LUNCH BREAK**

SESSION 3

02.00 - 03.00 pm Competetive Papers- “Prof. T Mandapal Gold Medal Award Presentations for Post Graduate Students”

03.00 - 03.30 pm Prof. T. Jayanarasimhulu Memorial Oration PET - MRI In Gynecological Malignancies
- *Prof. Raj Mohan Pasupulati*

03.45 - 04.15 pm Roentgen Oration Recent Advances in Imaging of Brain Tumors
- *Dr. Shailesh B. Gaikwad*

04.30 - 04.45 pm **TEA BREAK**

SESSION 4

04.45 - 05.15 pm Imaging in Orbital Tumors
- *Dr. Sunitha Lingareddy*

05.15 - 05.45 pm Imaging in Oral Cancers
- *Dr. Varsha Joshi*

05.45 - 06.15 pm Imaging the future: Radiological Evaluation of Childhood Tumors
- *Dr. Jayalatha N*

06.15 - 07.00 pm FILM READING SESSION
- *Dr. James Costello*

07.15 - 08.00 pm **INAUGURATION & FELICITATIONS**

08.00 - 10.00 pm **BANQUET**

Day 3 - 15th October (Sunday)

09.00 - 09.30 am FDG PET- CT Basics and Clinical applications in Oncology
- *Dr. P Krishna Mohan*

09.30 - 10.00 am Prognostic Features and Pitfalls in MR staging of Rectal Carcinoma
- *Prof. Raj Mohan Pasupulati*

10.00 - 10.30 am Breast MRI: Historic to Current Practice
- *Dr. Robert Jared Weinfurter*

10.30 - 10.45 am **TEA BREAK**

SESSION 2

- 10.45 - 11.15 am PSMA PET imaging
- *Dr. Kenneth L. Gage*
- 11.15 - 11.45 am Breast Tomo synthesis: A Comprehensive Review
- *Dr. Robert Jared Weinfurtnr*
- 11.45 - 12.15 pm Somatostatin Receptor Imaging
- *Dr. Kenneth L. Gage*
- 12.15 - 12.45 pm Ultrasound and Mammo graphically-guided Breast Biopsies: Tips and Tricks
- *Dr. Robert Jared Weinfurtnr*
- 12.45 - 01.15 pm Pancreatic cancer- Imaging insights into diagnosis and staging
- *Dr. Aruna Karnawat*
- 01.15 - 02.00 pm **LUNCH BREAK**

SESSION 3

- 02.00 - 02.30 pm Gastrointestinal Stromal Tumors-Imaging Update
- *Prof. Raj Mohan Pasupulati*
- 02.30 - 03.00 pm Molecular Imaging in Onco Imaging
- *Dr. Sikander Shaik*
- 03.00 - 03.30 pm Gall bladder cancer- role of imaging from screening to staging
- *Dr. Priya Nathani*
- 03.30 - 03.45 pm **TEA BREAK**

SESSION 4

- 03.45 - 04.15 pm MRI Essentials in Gynaecological Malignancies.
- *Dr. V Uma Maheshwar Reddy*
- 04.15 - 04.45 pm Radiology Quiz
- *Prof. Raj Mohan Pasupulati*
- 04.45 - 05.00 pm **VALEDICTORY FUNCTION**

FACULTY

International Faculty



Prof. Raj Mohan Pasupulati

Professor Moffitt Cancer Center, Tampa, USA



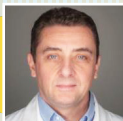
Dr. James Costello

Associate Professor, Moffitt Cancer Center, Tampa, USA




Dr. Kenneth L. Gage

Associate Professor Moffitt Cancer Center, Tampa, USA



Dr. Bela Kis

Associate Professor Moffitt Cancer Center, Tampa, USA



Dr. Robert Jared Weinfurter

Associate Professor Moffitt Cancer Center, Tampa, USA

National Faculty



Dr. Shailesh B. Gaikwad

Professor & Head, Department of Neuroimaging and Interventional Neuroradiology, Neurosciences Centre, AIIMS, New Delhi



Dr. Jayalatha N

Director MNJ Institution of Oncology & Regional Cancer Center, Hyderabad



Dr. P Krishna Mohan

Senior Consultant and Director of Radiology
Vijaya Diagnostic center, Hyderabad

**Dr. Sikander Shaik**

Associate Professor, Department of Radiodiagnosis, Shadan Institute of Medical Sciences, Adj. Prof. Dept. of Biomedical Engineering IIT, Hyd

**Dr. Sunitha Lingareddy**

Chief Radiologist and Managing Director
Lucid Medical Diagnostics

**Dr. Anitha M**

Senior Consultant Radiologist, Dept. of Radiology, Basavatarakam Indo American Cancer Hospital & Research Institute, Hyderabad

**Dr. Varsha Joshi**


Senior Consultant Radiologist, Vijaya Diagnostics, Hyderabad

**Dr. Gayatri S**

Former Associate Director – GI Radiology and Lead, Liver transplant imaging, Asian Institute of Gastroenterology, Hyderabad

**Dr. Jwala Srikala M**

Senior Consultant Radiologist
Department of Radiology KIMS, Hyderabad

**Dr. Aruna Karnawat**

Senior Consultant Radiologist,
Arete Hospitals, Hyderabad

**Dr. Priya Nathani**

Senior Consultant Radiologist,
AIG Hospitals, Gachibowli, Hyderabad

**Dr. Murali Mohan Reddy M**

Consultant Radiologist, Metro Diagnostic Centre Pvt Ltd, Hyderabad

**Dr. V Uma Maheshwar Reddy**

Prof. of Radiology, Narayana Medical College &
Consultant Radiologist & MRI Director, Clarity Scans, Nellore

Organizing Committee

International Faculty Co-ordinator

Dr. K Prabhakar Reddy

Advisors

Dr. Anand Abkari

Dr. TLN Praveen

Dr. T Mandapal

Dr. LT Kishore

Dr. T Laxminarayana

Dr. K Venkatram Reddy

Scientific Program Committee

Dr. U Rajesh

Dr. Sudheer

Dr. Arvind Reddy

Catering Committee

Dr. Sai Shravan Kumar

Dr. Uday Krishna

Dr. A Vineesha

Transport & Accommodation Committee

Dr. Srinivas Reddy

Trade Committee

Mr. Ravinder Reddy

Mr. Ganesh

OFFICE BEARERS OF TELANGANA STATE CHAPTER OF IRIA

President

Dr. R Venkataramana

President Elect

Dr. T Ramesh

Immediate Past President

Dr. V N Goud

Vice presidents

Dr. J Jagan Mohan Reddy, Dr. M Anitha

General Secretary

Dr. P Krishna Mohan

Joint Secretaries

Dr. K Sudheer; Dr. Divya Raju Alluri

Treasurer

Dr. P Vikas Reddy

Central Council Member

**Dr. R Prabhakar Rao; Dr. Rajesh Engala;
Dr. U Rajesh; Dr. S Venkat Ramana**

State Council Member

**Dr. T Surekha; Dr. K Veeraiah; Dr. G Ramakrishna Reddy
Dr. S Naveen Kumar; Dr. S Annapurna; Dr. M Srinivas Reddy**

PC PNDT Co-ordinator

Dr. Vivek Vardhan Reddy Keesara

Female Student Representative

Dr. Vardireddy Nivedita

Trade Representative

Mr. K Ravinder Reddy



GUIDELINES FOR SUBMISSION OF PROFFERED PAPERS

1. The proffered paper presentation is open to all systems with no theme and limited to radiology residents only.
2. Send the file as an attachment by email to iriatschapter@gmail.com
3. Mention following details in the attachment.
 - A. Presenting author name. The name of the presenting author should be underlined.
 - B. Co-authors; not more than 4 in number
 - C. Title:
 - D. Institution
 - E. Please indicate if your abstract needs to be considered for competition paper for Prof. T. Mandapal Gold Medal Award Yes/No.
 - F. The winner of the Prof. T. Mandapal Gold Medal Award will get award, certificate and refund of registration fees.
 - G. The second and third winners of Prof. T. Mandapal Gold Medal Award will get certificate and refund of registration fees.
4. If you wish to submit another abstract, kindly repeat the same steps.
5. The presenting author must be a Provisional Student life member of IRIA and has to provide his membership number while submitting the abstract.
6. **The abstract would be accepted only if the presenting author is registered for the conference.**

The presentations should be full-fledged studies based on hypothesis driven research. They will be Power Point presentations of 8 minutes duration with 2 minutes for questions and discussion. The abstract for this category will have to be divided into: Objective, Material & Methods, Results& Conclusion
7. Presentation should be balanced and contain no commercial and promotional content.
8. Patient confidentiality should be protected. No names, hospital telephone numbers or any other identifying information can appear in presentation.
9. No changes in the abstract contents and the authorship will be allowed after the final submission. If you wish to withdraw your abstract after final date you must inform the scientific committee by e-mail only.
10. The scientific work submitted should be original and not previously presented at any national or international conference.
11. The decision of the scientific committee will be final.
12. Last date of abstract submission is **25th September, 2023**.
13. It is mandatory to register before sending your abstract.



GUIDELINES FOR SUBMISSION OF SCIENTIFIC E-POSTERS

1. All abstracts with any system and modalities can be sent by radiology residents only. The abstract should be in MS word format only.
2. Send the file as an attachment to e mail: iriatschapter@gmail.com
3. Mention following details in the attachment, as mentioned in the template in page 2
 - A. Presenting author name.
 - B. Co-authors; not more than 4 in number
 - C. Title:
 - D. Institution
4. If you wish to submit another abstract, kindly repeat the same steps.
5. The presenting author must be a Life member/Provisional life member/ Associate member/Student member of IRIA and has to provide his membership number while submitting the abstract.
6. **The abstract would be accepted only if the presenting author is registered for the conference.**
7. Presentation should be balanced and contain no commercial and promotional content.
8. Patient confidentiality should be protected. No names, hospital telephone numbers or any other identifying information can appear in presentation.
9. No changes in the abstract contents and the authorship will be allowed after the final submission. If you wish to withdraw your abstract after final date you must inform the scientific committee by e-mail only.
10. The scientific work submitted should be original and not previously presented at any national or international conference, nor published.
11. The presentations can include full-fledged scientific studies or educational exhibits which highlight the spectrum of radiological findings of a disease entity, teach or review radiological signs, radiological-pathological correlation or describe an interventional radiological technique or a procedure, related to any modality and any system.
12. The decision of the scientific committee will be final.
13. Last date of abstract submission **25th September 2023.**
14. It is mandatory to register before sending your abstract.

REGISTRATION FORM



9th ANNUAL TELANGANA STATE IRIA CONFERENCE 2023 INDO US IMAGING UPDATE ON RECENT ADVANCES IN ONCO IMAGING 13-15th October, 2023

*Name:.....

*IRIA Membership Yes / No. Number:.....

Designation:.....

Address for communication.....

*Email:..... *Mobile:.....

REGISTRATION FEE:

EARLY BIRD REGISTRATION – Student: Rs. 2000; Radiologist: 2500; Last Date 30th July, 2023

	Upto 20 th Sept.	Upto 30 th Sept.	After 30 th Sept. and Spot
Resident Member	Rs . 2500	Rs. 3000	Rs. 3500
Radiologist	Rs. 3000	Rs. 3500	Rs. 4000
Non Member	Rs. 3500	Rs. 4000	Rs. 4500

Upload registration form with details or send same details on email to iriatschapter@gmail.com.

Account Name: Telangana State Chapter IRIA
Account Number: 6243807479
IFSC Code: IDIB000B090
Name of the Bank: Indian Bank
Branch: Banjara Hills

Payments for Registration can be done through
Gpay / PhonePe / Paytm / QR Code
Name: **Telangana State Chapter IRIA**

Organizing Secretary

Telangana State Chapter of IRIA

IRIA House, Flat 101, Hasna 13th Avenue Apartments,
Road Number 13, Banjara Hills, Hyderabad - 500 034.
Contact Mr. Praveen - 88970 84017,
Email: iriatschapter@gmail.com Website: www.iriatelangana.org



Note: The payment through bank transfer should be followed up with an e-mail confirmation of the Bank transfer with an attachment of scanned copy of counter foil to iriatschapter@gmail.com.

Pay Directly to:
indianradiological@indianbk